



# e-HM™

LARGER RANGE, BEST IN CLASS EFFICIENCY AND FULL OFFERING

# At home, everyone wants water... Where's the water?



# Here comes all the water you need.



Huge range.  
The best solution for most buildings; from family houses up to 10 floor apartment buildings.



e-HM™ is tailored to your water needs.

e-HM bare pump

e-HM pump with pressure switch and pressure tank

e-HM pump with Genyo

e-HM pump with Teknospeed

e-HM residential boosters ( 2 pumps)



Reduce your energy bills.  
State-of-the-art hydraulics with best-in-class efficiency combined with IE3 motors mean the lowest possible operating costs.



Built to last.  
Thick sheet metal casing, high-quality bearings and stainless steel guarantees a long service life.

Almost silent, even when it's working at its peak.  
High-efficiency hydraulics, motor and thick sheet metal pump body keep the noise level to a minimum.



# Here comes your e-HM™ solution.

- SILENT OPERATION.** High efficiency and thick sheet metal pump body reduces the noise of water circulating inside the pump. Lower speeds on a speed - controlled pump also mean near silent running without compromising on demand or performance.
- NO WATER HAMMER.** Water hammer is the 'bang' sound in the pipes when a pump stops suddenly. A speed-controlled pump stops slowly eliminating 'water hammer' noise while preserving the system.
- STABLE TEMPERATURE.** In an on/off system the cold water is stored in a tank and is slowly heated to the room temperature. In constant pressure systems, fresh cold water is pumped into the system as soon as you open a tap, keeping the water at your desired temperature at all times.
- ENERGY SAVING.** A pump uses most energy when it's at full speed. Less speed means less energy. The relationship between changes in speed and changes in head, flow and power consumption comes under the affinity law. If you reduce the speed by 50%, power

- consumption is reduced by a massive 82.5%! Our pumps only run at full speed when absolutely necessary, so saving huge amounts of energy compared to a fixed speed pump running in on/off mode.
- COMPACT SOLUTION.** On/off systems rely on bulky pressure tanks to keep the pump from starting and stopping all the time. In constant pressure systems, the speed controlled pump constantly adapts to demand and bulky pressure tanks are eliminated.
- LONGER LIFETIME.** The e-HM is robustly constructed with balanced impellers that help reducing the axial thrust on the motor bearing. Our variable speed pumps have even longer lifetimes because they seldom need to run at full speed thus reducing the mechanical stress on their components.

## On - Off System

BARE PUMP



The new e-HM makes your self-build system energy efficient and state of the art.

PRESSURE SWITCH AND PRESSURE TANK



A low initial investment, but bulky solution.

## Semi-constant pressure system

GENYO




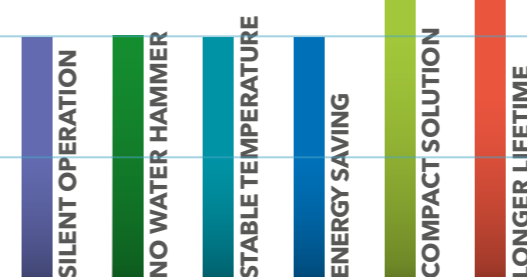
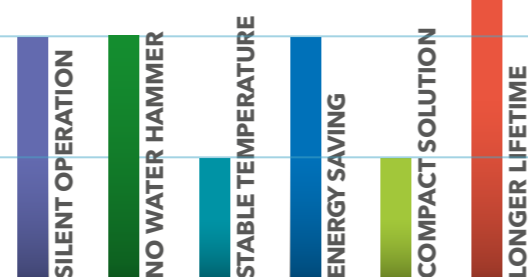

Full-speed pump with electronic controls. A compact and convenient solution at the right price.

## Constant pressure system with variable speed pump

TEKNOSPEED



Maximum comfort combined with minimum energy consumption.



e-HM...P  
Hydraulic performance table at 50 Hz, single-phase and complete solution offering.

PUMP TYPE	P <sub>N</sub>	ELECTRIC PUMP		Q = DELIVERY								BARE PUMP	PRESSURE SWITCH AND PRESSURE TANK	GENYO	TEKNOSPEED
		* P <sub>1</sub>	* I	l/min 0	11,7	16,0	21,0	26,0	31,0	36,0	40,0				
HM..P	kW	kW	A	m <sup>3</sup> /h 0	0,7	1,0	1,3	1,6	1,9	2,2	2,4				
H = TOTAL HEAD IN METRES OF COLUMN OF WATER															
1HM03	0,50	0,56	2,62	33,6	30,3	28,8	26,7	24,3	21,5	18,5	15,9	●	●	●	●
1HM04	0,50	0,65	2,90	44,0	39,3	37,2	34,4	31,1	27,4	23,3	19,9	●	●	●	●
1HM05	0,50	0,74	3,22	54,0	47,8	45,1	41,4	37,2	32,4	27,3	23,1	●	●	●	●
1HM06	0,75	0,94	4,33	67,1	60,1	57,0	52,8	48,0	42,4	36,3	31,1	●	●	●	●

PUMP TYPE	P <sub>N</sub>	ELECTRIC PUMP		Q = DELIVERY								BARE PUMP	PRESSURE SWITCH AND PRESSURE TANK	GENYO	TEKNOSPEED
		* P <sub>1</sub>	* I	l/min 0	20,0	28,0	36,0	44,0	52,0	60,0	70,0				
HM..P	kW	kW	A	m <sup>3</sup> /h 0	1,2	1,7	2,2	2,6	3,1	3,6	4,2				
H = TOTAL HEAD IN METRES OF COLUMN OF WATER															
3HM02	0,50	0,53	2,55	23,6	21,5	20,4	18,9	17,1	15,1	12,9	9,9	●	●	●	●
3HM03	0,50	0,65	2,90	34,8	31,2	29,3	27,0	24,3	21,2	17,9	13,4	●	●	●	●
3HM04	0,50	0,77	3,34	45,5	40,3	37,5	34,2	30,3	26,2	21,8	15,9	●	●	●	●
3HM05	0,75	1,01	4,56	58,4	52,5	49,4	45,5	40,9	35,8	30,3	22,8	●	●	●	●
3HM06	0,95	1,20	5,29	70,2	63,0	59,2	54,4	48,9	42,8	36,2	27,2	●	●	●	●

PUMP TYPE	P <sub>N</sub>	ELECTRIC PUMP		Q = DELIVERY								BARE PUMP	PRESSURE SWITCH AND PRESSURE TANK	GENYO	TEKNOSPEED
		* P <sub>1</sub>	* I	l/min 0	40,0	53,0	66,0	79,0	92,0	105	120				
HM..P	kW	kW	A	m <sup>3</sup> /h 0	2,4	3,2	4,0	4,7	5,5	6,3	7,2				
H = TOTAL HEAD IN METRES OF COLUMN OF WATER															
5HM02	0,50	0,62	2,79	23,8	20,1	18,7	17,2	15,5	13,4	10,7	7,0	●	●	●	●
5HM03	0,50	0,78	3,38	35,0	28,6	26,3	23,8	21,1	17,8	13,8	8,3	●	●	●	●
5HM04	0,75	1,07	4,79	47,6	39,7	36,8	33,7	30,2	25,9	20,6	13,2	●	●	●	●
5HM05	0,95	1,31	5,69	59,4	49,3	45,6	41,7	37,3	31,9	25,2	16,0	●	●	●	●
5HM06	1,1	1,53	6,84	72,0	60,4	56,1	51,5	46,2	39,8	31,9	20,8	●	●	●	●

PUMP TYPE	P <sub>N</sub>	ELECTRIC PUMP		Q = DELIVERY								BARE PUMP	PRESSURE SWITCH AND PRESSURE TANK	GENYO	TEKNOSPEED
		* P <sub>1</sub>	* I	l/min 0	83,3	108	133	158	183	208	233				
HM..P	kW	kW	A	m <sup>3</sup> /h 0	5,0	6,5	8,0	9,5	11,0	12,5	14,0				
H = TOTAL HEAD IN METRES OF COLUMN OF WATER															
10HM02	1,1	1,33	6,06	30,6	26,9	25,2	23,4	21,4	19,1	16,2	12,6	●	●	●	○
10HM03	1,5	1,88	8,29	45,6	39,7	37,2	34,7	31,9	28,4	24,0	18,8	●	●	●	—
10HM04	2,2	2,40	10,83	60,6	54,4	51,3	48,1	44,5	40,2	34,9	28,5	●	●	●	—
10HM05	2,2	2,87	12,84	75,3	66,7	62,7	58,5	53,8	48,3	41,5	33,5	●	○	●	—

Hydraulic performances in compliance with ISO 9906:2012 - Grade 3B (ex ISO 9906:1999 - Annex A)  
\* Maximum value in specified range: P1 = input power; I = input current.

1-10hm-p-2p50\_a\_th

- available
- on request
- not available

ACCESSORIES

MODEL	REF.	CODE	DESCRIPTION
Ball valve			
	1"	002676438	1" FF PN38 WITH DRAIN, CHROME PLATED BRASS
	1"	002679402	1" FF PN30, CHROME PLATED BRASS
	1" 1/4	R02661422	1"1/4 FF PN30, CHROME PLATED BRASS
	1" 1/2	R02661427	1"1/2 FF PN30, CHROME PLATED BRASS
	2"	002675190	2" FF PN25, CHROME PLATED BRASS
	1"	002675155	1" MF PN40, CHROME PLATED BRASS
	1" 1/4	R02661318	1"1/4 MF PN30, CHROME PLATED BRASS
	1" 1/2	002675369	1"1/2 MF PN25, CHROME PLATED BRASS
	2"	002679408	2" MF PN25, CHROME PLATED BRASS
	1"	002679403	1" MF WITH UNION JOINT, CHROME PLATED BRASS
	1" 1/4	002679404	1"1/4 MF WITH UNION JOINT, CHROME PLATED BRASS
	1" 1/2	002676452	1"1/2 MF WITH UNION JOINT, CHROME PLATED BRASS
	2"	NO CODE	2" MF WITH UNION JOINT, CHROME PLATED BRASS
Non-return valve			
	1"	002675029	1" MF SUCTION MALE, PN 25, BRASS
	1" 1/4	002675036	1"1/4 MF SUCTION MALE, PN 25, BRASS
	1" 1/2	002675043	1"1/2 MF SUCTION MALE, PN 25, BRASS
	2"	002675032	2" MF SUCTION MALE, PN 40, BRASS
	1"	002675300	1" MF SUCTION MALE, PN16, STAINLESS STEEL AISI304
	1" 1/4	002675301	1"1/4 MF SUCTION MALE, PN16, STAINLESS STEEL AISI304
	1" 1/2	002675302	1"1/2 MF SUCTION MALE, PN16, STAINLESS STEEL AISI304
	2"	002675303	2" MF SUCTION MALE, PN16, STAINLESS STEEL AISI304
	1"	002675295	1" FF PN32, STAINLESS STEEL AISI316
	1" 1/4	002675296	1"1/4 FF PN28, STAINLESS STEEL AISI316
	1" 1/2	002675297	1"1/2 FF PN28, STAINLESS STEEL AISI316
	2"	002675298	2" FF PN23, STAINLESS STEEL AISI316
Union 3 Pieces MF			
	1"	R02671048	1" MF, GALVANISED STEEL
	1" 1/4	R02671050	1"1/4 MF, GALVANISED STEEL
	1" 1/2	R02671052	1"1/2 MF, GALVANISED STEEL
	2"	R02671054	2" MF, GALVANISED STEEL
	1"	002672655	1" MF, STAINLESS STEEL AISI 316
	1" 1/4	002672656	1"1/4 MF, STAINLESS STEEL AISI 316
	1" 1/2	002672657	1"1/2 MF, STAINLESS STEEL AISI 316
	2"	002672658	2" MF, STAINLESS STEEL AISI 316
5 Ways Fitting			
	1"	167320240	R1", BRASS

For more information on the complete range consult our technical catalogue and/or website [www.lowara.com](http://www.lowara.com)

MODEL	REF.	CODE	DESCRIPTION	
GENYO		1"	109120160	GENYO 8A/F12
			109120161	GENYO 8A/F12, WITH ELECTRICAL CABLE
			109120170	GENYO 8A/F15
			109120171	GENYO 8A/F15 WITH ELECTRICAL CABLE
			109120180	GENYO 8A/F22
			109120181	GENYO 8A/F22 WITH ELECTRICAL CABLE
			109120210	GENYO 16A/R15-30
			109120211	GENYO 16A/R15-30 WITH ELECTRICAL CABLE
Diaphragm tank		8 lt	106110550	8 LITRES-8 BAR, 1" CONNECTION, FLANGE IN GALVANISED STEEL
		24 lt	106110560	24 LITRES-8 BAR, 1" CONNECTION, FLANGE IN GALVANISED STEEL
		24 lt	106111180	24 LITRES-10 BAR, 1" CONNECTION, FLANGE IN GALVANISED STEEL
		24 lt	106111190	24 LITRES-16 BAR, 1" CONNECTION, FLANGE IN GALVANISED STEEL
		18 lt	106227110	18 LITRES-10 BAR, 1" CONNECTION, FLANGE IN STAINLESS STEEL AISI304
		24 lt	106110660	24 LITRES-10 BAR, 1" CONNECTION, FLANGE IN STAINLESS STEEL AISI304
		24 lt	106110630	24 LITRES-16 BAR, 1" CONNECTION, FLANGE IN STAINLESS STEEL AISI304
Pressure Switch		1/4"	002161101	SQUARE-D FSG2(1,4-4,6), Rp1/4" CONNECTION GLAVANISED STEEL
			002161200	SQUARE-D FYG22(2,8-7), Rp1/4" CONNECTION GLAVANISED STEEL
			002161201	SQUARE-D FYG32(5,6-10,5), Rp1/4" CONNECTION GLAVANISED STEEL
			002161336	ITALTECNICA PM/5(1-5), Rp1/4" CONNECTION GLAVANISED STEEL
			002161337	ITALTECNICA PM/12(2,5-12), Rp1/4" CONNECTION GLAVANISED STEEL
			002161338	ITALTECNICA PM/12S(1-8,5), Rp1/4" CONNECTION GLAVANISED STEEL
			Pressure gauge with radial connection	
002110242	0-10 BAR, DRY TYPE, ABS CASE, 1/4" BRASS CONNECTION, D=63MM			
002110243	0-16 BAR, DRY TYPE, ABS CASE, 1/4" BRASS CONNECTION, D=63MM			
002110251	0-10 BAR, DRY TYPE, AISI304 CASE, 1/4" AISI316 CONNECTION, D=63MM			
002110252	0-16 BAR, DRY TYPE, AISI304 CASE, 1/4" AISI316 CONNECTION, D=63MM			
Hexagon Nipple		1"		
		1" 1/4	002671856	1" 1/4, GALVANISED STEEL
		1" 1/2	002671857	1" 1/2, GALVANISED STEEL
		2"	002671858	2", GALVANISED STEEL
		1"	002671820	1", STAINLESS STEEL AISI 316
		1" 1/4	002671821	1" 1/4, STAINLESS STEEL AISI316
		1" 1/2	002671822	1" 1/2, STAINLESS STEEL AISI316
		2"	002671823	2", STAINLESS STEEL AISI 316

MODEL	REF.	CODE	DESCRIPTION	
90° Elbow		1"	002670655	1" MF, GALVANISED STEEL
		1" 1/4	002670656	1" 1/4 MF, GALVANISED STEEL
		1" 1/2	002670657	1" 1/2 MF, GALVANISED STEEL
		2"	002670658	2" MF, GALVANISED STEEL
		1"	002670505	1" FF, GALVANISED STEEL
		1" 1/4	R02671434	1" 1/4 FF, GALVANISED STEEL
		1" 1/2	002670557	1" 1/2 FF, GALVANISED STEEL
		2"	002670558	2" FF, GALVANISED STEEL
		1"	002670633	1" MF, STAINLESS STEEL AISI 316
		1" 1/4	002670634	1" 1/4 MF, STAINLESS STEEL AISI 316
		1" 1/2	002670635	1" 1/2 MF, STAINLESS STEEL AISI 316
		2"	002670636	2" MF, STAINLESS STEEL AISI 316
		1"	002670594	1" FF, STAINLESS STEEL AISI 316
		1" 1/4	002670595	1" 1/4 FF, STAINLESS STEEL AISI 316
1" 1/2	002670596	1" 1/2 FF, STAINLESS STEEL AISI 316		
2"	002670597	2" FF, STAINLESS STEEL AISI 316		
Fittings		1/4"	R02671244	CROSS 1/4" 3F1M, CHROME PLATED BRASS
			002670881	CROSS 1/4" 4F, STAINLESS STEEL AISI 316
			R02671020	90° ELBOW 90° 1/4" FF, CHROME PLATED BRASS
			R02671018	90° ELBOW 90° 1/4" MF, CHROME PLATED BRASS
			002670590	90° ELBOW 90° 1/4" FF, STAINLESS STEEL AISI 316
			002670629	90° ELBOW 90° 1/4" MF, STAINLESS STEEL AISI 316
			002670777	TEE 1/4" FFF, STAINLESS STEEL AISI 316
			R02672030	TEE 1/4" FFF, CHROME PLATED BRASS
			002679216	TEE 1/4" FFM, CHROME PLATED BRASS
			002679215	TEE 1/4" FMF, CHROME PLATED BRASS
			002679225	TEE 1/4" MFM, CHROME PLATED BRASS
			002679221	TEE 1/4" MMF, CHROME PLATED BRASS
			002679217	TEE 1/4" MMM, CHROME PLATED BRASS
			R02661811	BALL VALVE 1/4" FF PN15, CHROME PLATED BRASS
		002675311	BALL VALVE 1/4" FF PN60, STAINLESS STEEL AISI 316	
		002675345	BALL VALVE 1/4" MF PN15, CHROME PLATED BRASS	
		002675351	BALL VALVE 1/4" MF PN63, STAINLESS STEEL AISI 316	
		1/2"	002679264	CROSS 1/2" 4F, CHROME PLATED BRASS
			002670883	CROSS 1/2" 4F, STAINLESS STEEL AISI 316
			R02671420	90° ELBOW 90° 1/2" FF, GALVANISED STEEL
			002670592	90° ELBOW 90° 1/2" FF, STAINLESS STEEL AISI 316
			002670631	90° ELBOW 90° 1/2" MF, STAINLESS STEEL AISI 316
			002670779	TEE 1/2" FFF, STAINLESS STEEL AISI 316
			R02672034	TEE 1/2" FFF, CHROME PLATED BRASS
			002679222	TEE 1/2" MMF, CHROME PLATED BRASS
			002679223	TEE 1/2" MMM, CHROME PLATED BRASS
			002679226	TEE 1/2" MFM, CHROME PLATED BRASS
			002679230	TEE 1/2" FFM, CHROME PLATED BRASS
			002675313	BALL VALVE 1/2" FF PN60, STAINLESS STEEL AISI 316
			R02661820	BALL VALVE 1/2" MF PN15, CHROME PLATED BRASS
			002675352	BALL VALVE 1/2" MF PN63, STAINLESS STEEL AISI 316
		002675327	BALL VALVE 1/2" FF PN15, CHROME PLATED BRASS	
		1"	002670755	TEE 1" FFF, GALVANISED STEEL
			002670781	TEE 1" FFF, STAINLESS STEEL AISI 316

# Xylem |'zīləm|

- 1) The tissue in plants that brings water upward from the roots;
- 2) a leading global water technology company.

We're approximately 12,700 people unified in a common purpose: creating innovative solutions to meet our world's water needs. Developing new technologies that will improve the way water is used, conserved, and reused in the future is central to our work. We move, treat, analyze, and return water to the environment, and we help people use water efficiently, in their homes, buildings, factories and farms. In more than 150 countries, we have strong, long-standing relationships with customers who know us for our powerful combination of leading product brands and applications expertise, backed by a legacy of innovation.

**For more information on how Xylem can help you, go to [xylem.com](http://xylem.com).**



Legal head office  
Xylem Water Solutions Italia Srl

Via Gioacchino Rossini 1/A  
20020 - Lainate (MI) - Italy  
Tel. (+39) 02 90358.1  
Fax (+39) 02 9019990  
[www.xylemwatersolutions.com](http://www.xylemwatersolutions.com)

For information and technical support  
Xylem Service Italia Srl

Via Dottor Vittorio Lombardi 14  
36075 - Montecchio Maggiore (VI) - Italy  
Tel. (+39) 0444 707111  
Fax (+39) 0444 491043  
[www.lowara.com](http://www.lowara.com)

Xylem Water Solutions Italia Srl reserves the right to make modification without prior notice.  
Lowara, Xylem are trademarks of Xylem Inc. or one of its subsidiaries.  
© 2013 Xylem, Inc.

cod. 191003931 - P07/13